



**JK LAKSHMI**   
C E M E N T L t d.

**Corporate Presentation**  
**Quarter I ended June, 2021**

# Our Journey



## 1982

1<sup>st</sup> Integrated Plant at Sirohi,  
Total Capacity - 0.5 Mn MT



## 2001

Capacity Augmentation at  
Sirohi,  
Capacity – 2.4 Mn MT



## 2009

Capacity Addition at Sirohi,  
Capacity – 4.2 Mn MT



## 2009

Kalol Grinding Unit  
Commissioned – 0.5 Mn MT,  
Total Capacity – 4.7 Mn MT



## 2012

Jharli GU Commissioned –  
1.3 Mn MT,  
Total Capacity – 6.0 Mn MT



## 2015

2<sup>nd</sup> Integrated Plant at  
Durg – 1.8 Mn MT,  
Total Capacity – 7.8 Mn MT

# Our Journey



## 2015

Capacity Addition at Sirohi –  
0.5 Mn MT,

Total Capacity – 8.3 Mn MT



## 2016

Capacity Addition at Kalol –  
0.3 Mn MT,

Total Capacity – 8.6 Mn MT



## 2017

Surat GU Commissioned –  
1.4 Mn MT,

Total Capacity – 10.0 Mn MT



## 2017

Capacity Addition at Durg –  
0.9 Mn MT,

Total Capacity – 10.9 Mn MT



## 2017

Successfully commissioned  
integrated plant of 1.6 Mn  
MT under Company's  
subsidiary - UCWL,

Total Capacity – 12.5 Mn MT



## 2019

Odisha GU Commissioned  
– 0.8 Mn MT,

Total Capacity – 13.30 Mn MT



**2021**

**Capacity at UCWL Plant increased from 1.6 Mn MT to 2.2 Mn MT  
(June'21).**

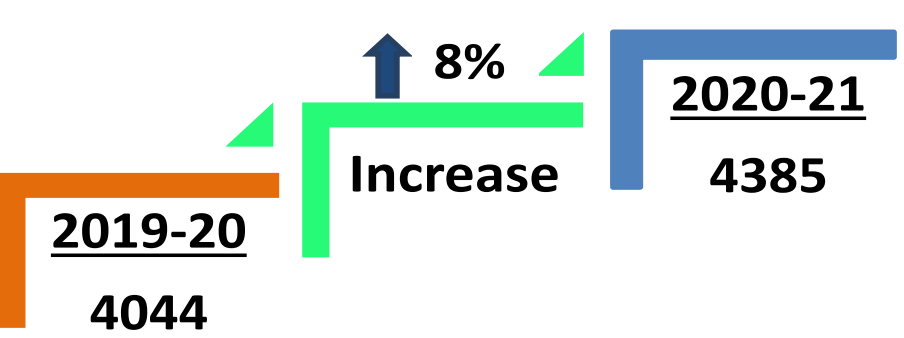
**Total Capacity – Approx. 14 Mn MT (June'21)**



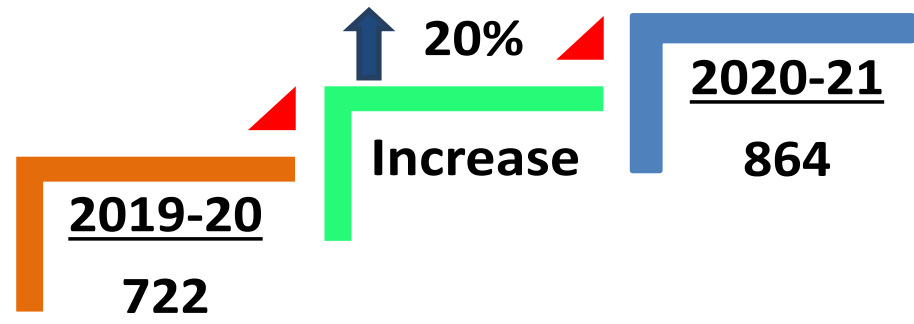
ACHIEVING MILESTONES - DELIVERING GROWTH

Rs. in Crore

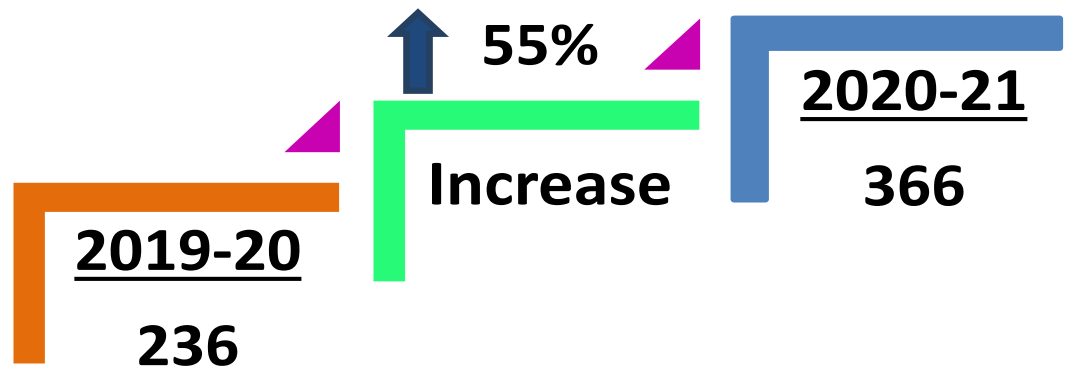
TURNOVER



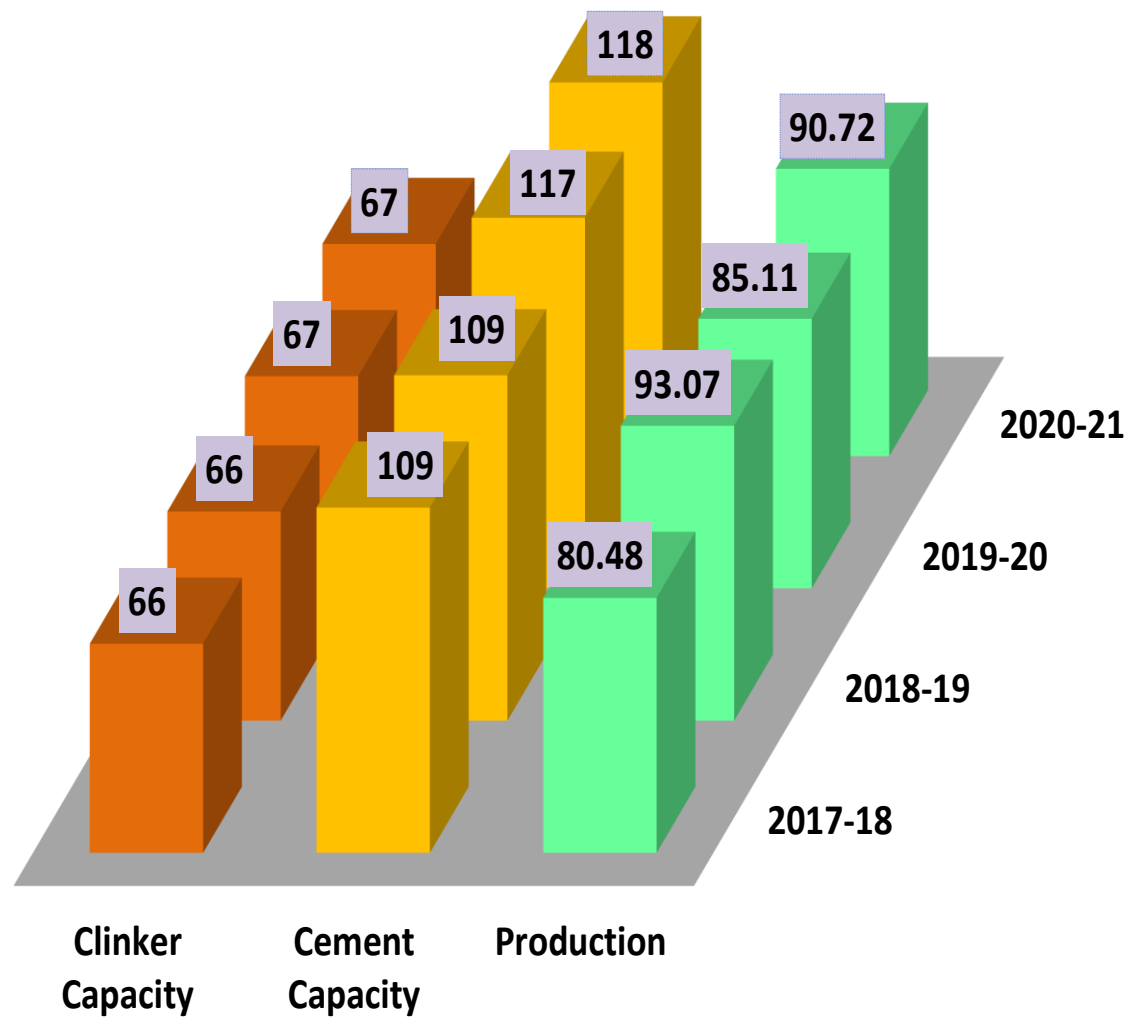
EBIDTA



PAT

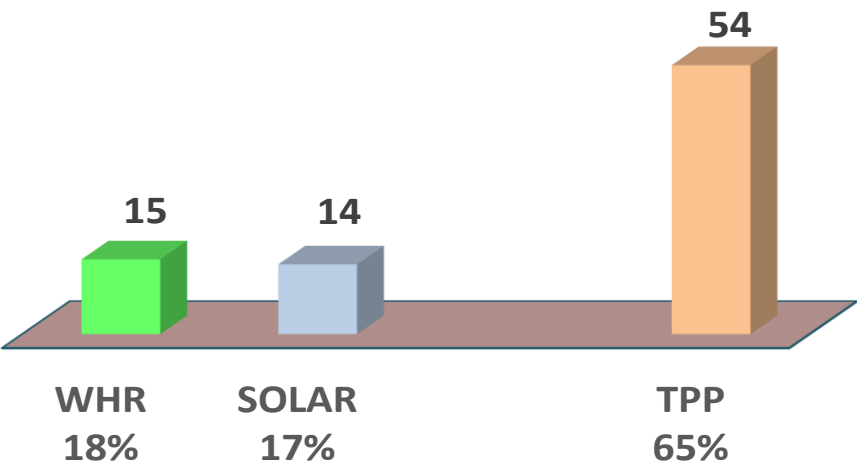


# GROWTH CHART - CAPACITY & PRODUCTION (Lac.MT)

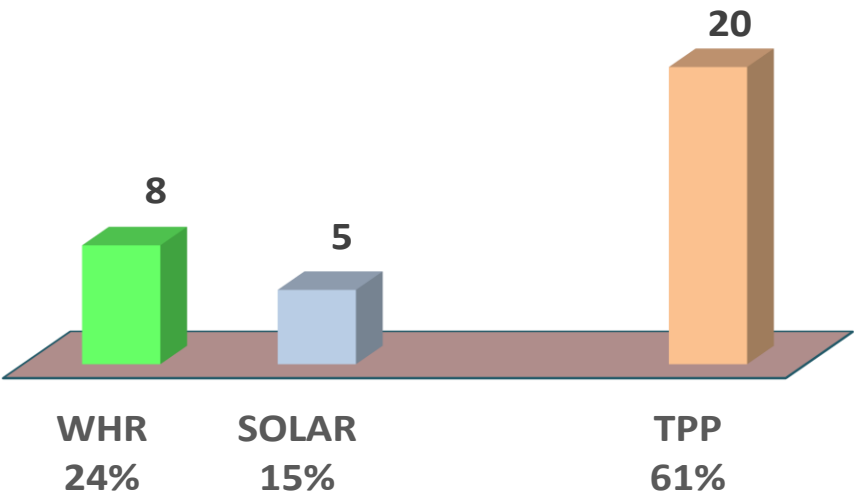


# CAPTIVE POWER CAPACITY

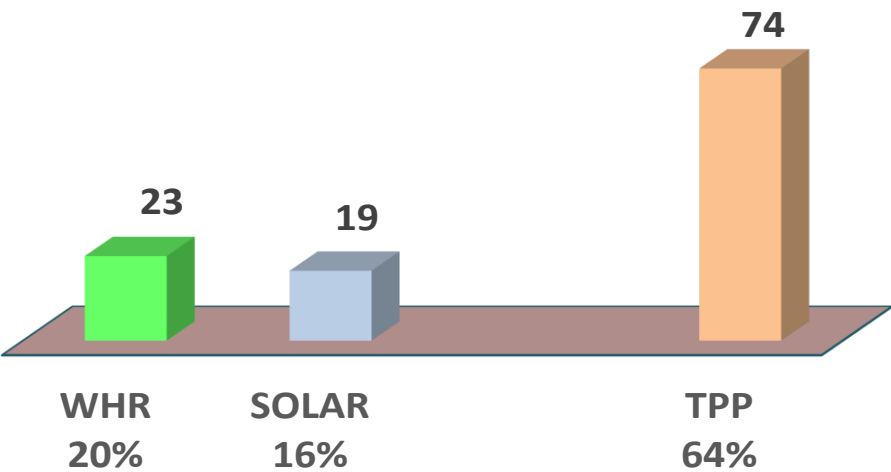
## North - Captive Power (83 MW)



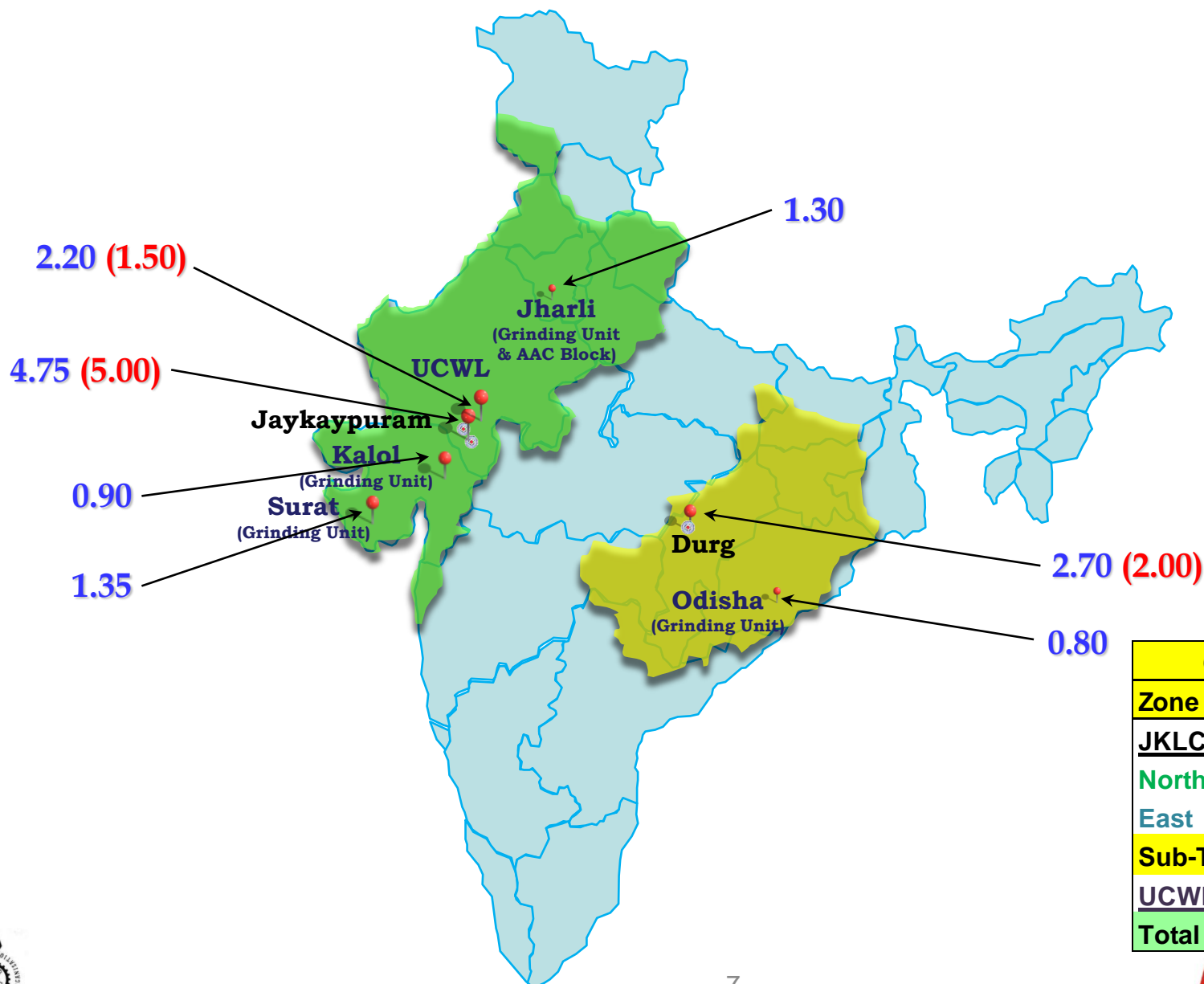
## East - Captive Power (33 MW)



## Total - Captive Power (116 MW)



# MOTHER PLANTS - CEMENT (CLINKER) Mn. MT



Capacity (Mn. MT)		
Zone	Cement	Clinker
<b>JKLC</b>		
North	8.30	5.00
East	3.50	2.00
Sub-Total	11.80	7.00
UCWL	2.20	1.50
Total	14.00	8.50





# Capacity Utilisation

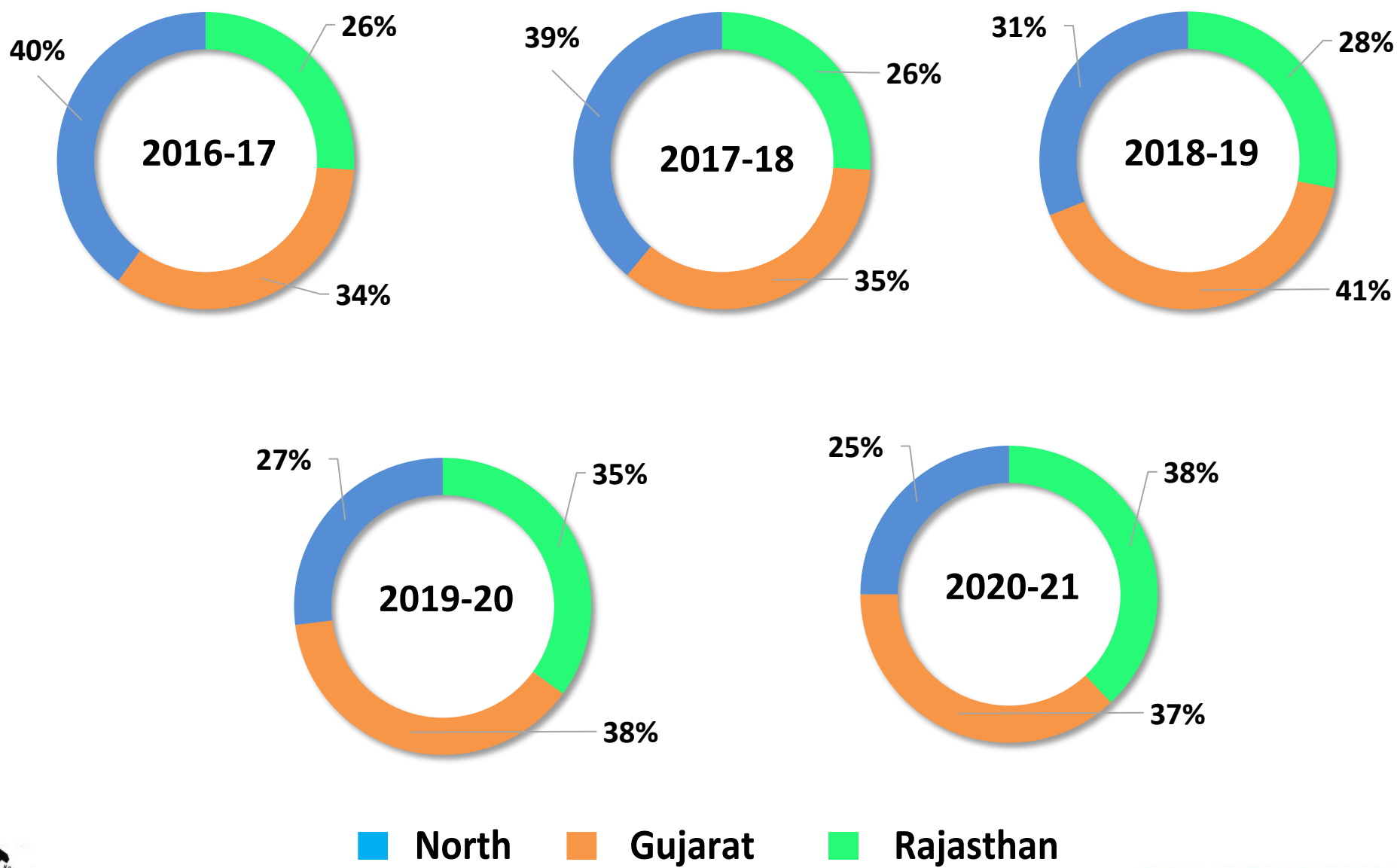
Particulars	Apr.16 - Mar.17 (12M)	Apr.17 - Mar.18 (12M)	Apr.18 - Mar.19 (12M)	Apr.19 - Mar.20 (12M)	Apr.20 - Mar.21 (12M)
All India	62%	64%	71%	64%	55%
North + Gujarat Zone	67%	69%	75%	63%	65%
JK Lakshmi Cement - Existing	76%	71%	81%	75%	77%
East Zone	68%	67%	74%	63%	47%
JK Lakshmi Cement - Durg	92%	83%	99%	77%	78%
JK Lakshmi Cement -Overall	79%	74%	85%	75%	78%

# Growth %

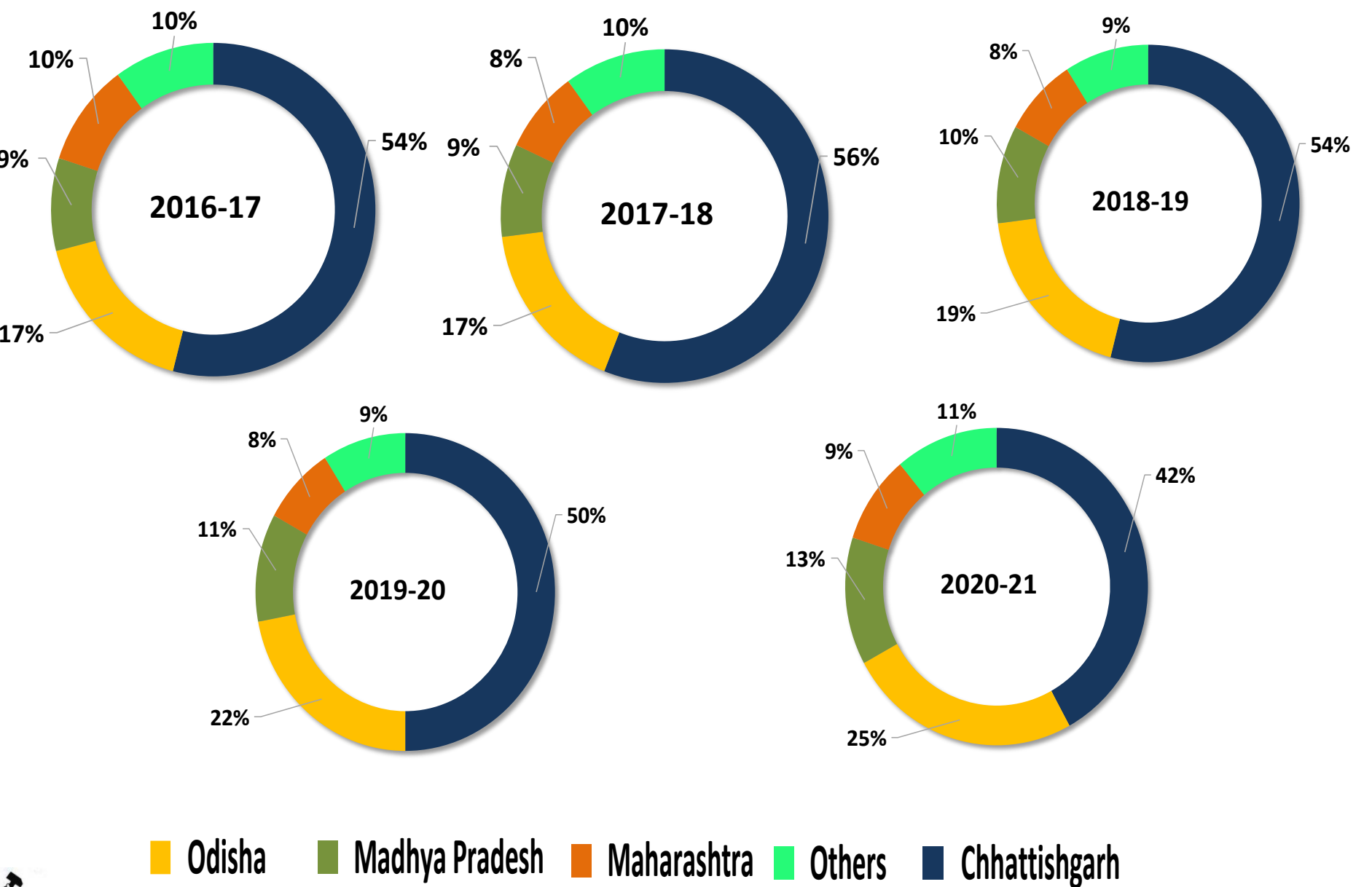
## Demand/Despatches

Particulars	% Growth				
	Apr.16 - Mar.17 (12M)	Apr.17 - Mar.18 (12M)	Apr.18 - Mar.19 (12M)	Apr.19 - Mar.20 (12M)	Apr.20 - Mar.21 (12M)
All India	-1%	6%	13%	-6%	-12%
North + Gujarat Zone	-4%	5%	8%	-12%	4%
JK Lakshmi Cement - Existing	1%	2%	11%	-3%	5%
East Zone	1%	8%	14%	-6%	-18%
JK Lakshmi Cement - Durg	47%	24%	19%	-10%	15%
JK Lakshmi Cement - Overall	9%	7%	13%	-5%	8%

# OUR SALES FOOTPRINT - NORTH



# OUR SALES FOOTPRINT - DURG



## FINANCIAL HIGHLIGHTS FOR 3 MONTHS ENDED

Sl. No.	Particulars	Unit	For 3 Months ended		Incr./Decr.(-)	
			30.06.2021	30.06.2020	Figures	%
1	Net Sales	Rs. in Cr.	1232	825	406	49%
2	PBIDT (after Other Income)	Rs. in Cr.	233	152	81	54%
3	PBDT	Rs. in Cr.	207	114	94	82%
4	PBT (after Exceptional Items)	Rs. in Cr.	161	65	96	147%
5	PAT	Rs. in Cr.	119	44	74	167%
6	Total CI after Tax	Rs. in Cr.	119	45	75	167%
7	OPM (on Net Sales)	%	18%	17%		1%



## FINANCIAL HIGHLIGHTS FOR 12 MONTHS ENDED

Sl. No.	Particulars	Unit	For 12 Months ended		Incr./Decr.(-)	
			31.03.2021	31.03.2020	Figures	%
1	Net Sales	Rs. in Cr.	4385	4044	341	8%
2	PBIDT (after Other Income)	Rs. in Cr.	864	722	142	20%
3	PBDT	Rs. in Cr.	722	558	164	29%
4	PBT (after Exceptional Items)	Rs. in Cr.	497	339	157	46%
5	PAT	Rs. in Cr.	364	235	129	55%
6	Total CI after Tax	Rs. in Cr.	366	236	130	55%
7	OPM (on Net Sales)	%	18%	17%		1%



# STANDALONE BALANCE SHEET AS AT

Rs. in Cr.

Sl. No.	Particulars	As at	
		30.03.2021	31.03.2020
<b>A</b>	<b>ASSETS</b>		
<b>(1)</b>	<b>Non-current Assets</b>		
(a)	Net Fixed Assets	2889	2956
(b)	Investments	383	367
(c)	Other Non-Current Assets	86	100
		<b>3358</b>	<b>3423</b>
<b>(2)</b>	<b>Current Assets</b>		
(a)	Current Assets	577	679
(b)	Cash and Cash Equivalent	726	448
		<b>1303</b>	<b>1127</b>
	<b>TOTAL ASSETS</b>	<b>4661</b>	<b>4550</b>
<b>B</b>	<b>EQUITY AND LIABILITIES</b>		
<b>(1)</b>	<b>EQUITY (NET WORTH)</b>	<b>2079</b>	<b>1713</b>
<b>(2)</b>	<b>LIABILITIES</b>		
<b>(I)</b>	<b>Borrowings</b>		
(a)	- Long Term	1060	1330
(b)	- Short Term	65	137
	- Total	<b>1125</b>	<b>1467</b>
<b>(II)</b>	<b>Other Liabilities</b>	1457	1370
	<b>TOTAL EQUITY AND LIABILITIES</b>	<b>4661</b>	<b>4550</b>

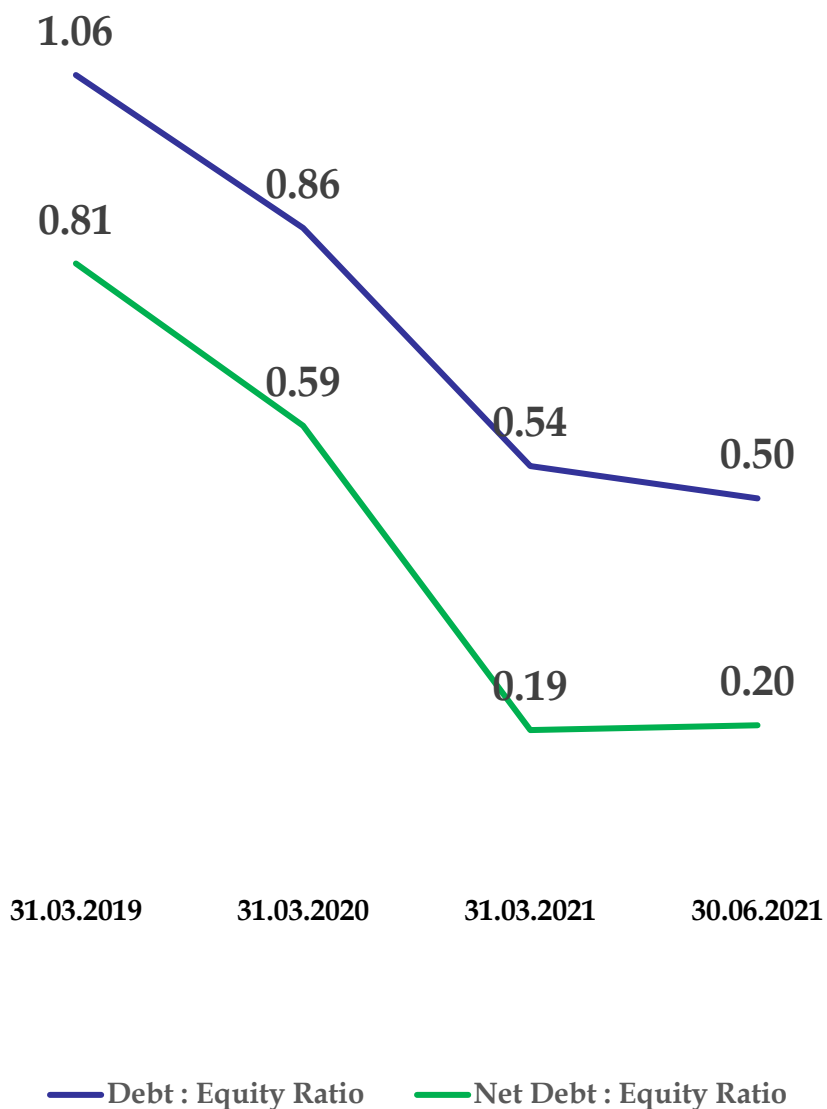
# CONSOLIDATED BALANCE SHEET AS AT

Rs. in Cr.

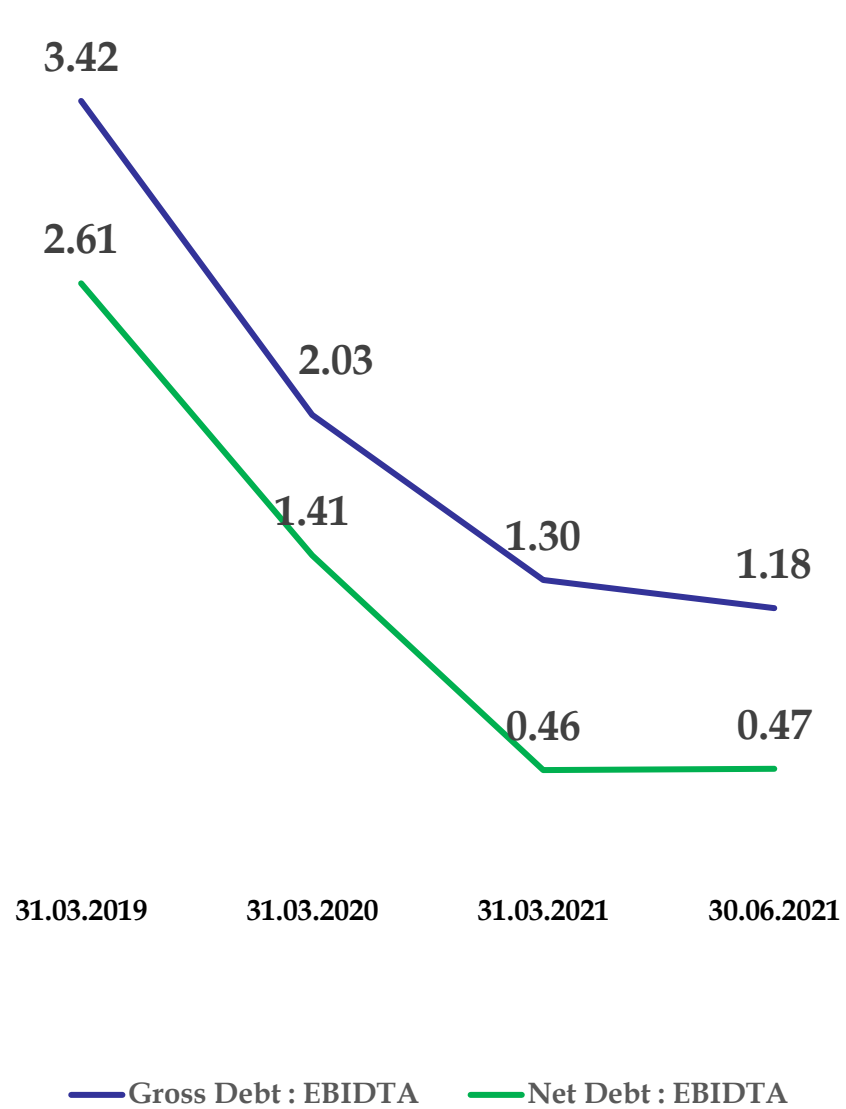
Sl. No.	Particulars	As at	
		31.03.2021	31.03.2020
<b>A</b>	<b>ASSETS</b>		
<b>(1)</b>	<b>Non-current Assets</b>		
(a)	Net Fixed Assets	3701	3752
(b)	Investments	15	14
(c)	Other Non-Current Assets	88	141
		<b>3804</b>	<b>3907</b>
<b>(2)</b>	<b>Current Assets</b>		
(a)	Current Assets	649	780
(b)	Cash and Cash Equivalent	833	476
		<b>1482</b>	<b>1256</b>
	<b>TOTAL ASSETS</b>	<b>5286</b>	<b>5163</b>
<b>B</b>	<b>EQUITY AND LIABILITIES</b>		
<b>(1)</b>	<b>EQUITY (NET WORTH)</b>	<b>2107</b>	<b>1684</b>
<b>(2)</b>	<b>LIABILITIES</b>		
<b>(I)</b>	<b>Borrowings</b>		
(a)	- Long Term	1589	1851
(b)	- Short Term	65	136
	- Total	<b>1654</b>	<b>1987</b>
<b>(II)</b>	<b>Other Liabilities</b>	1525	1492
	<b>TOTAL EQUITY AND LIABILITIES</b>	<b>5286</b>	<b>5163</b>

DEBT : EQUITY & DEBT : EBIDTA RATIO ( STANDALONE)

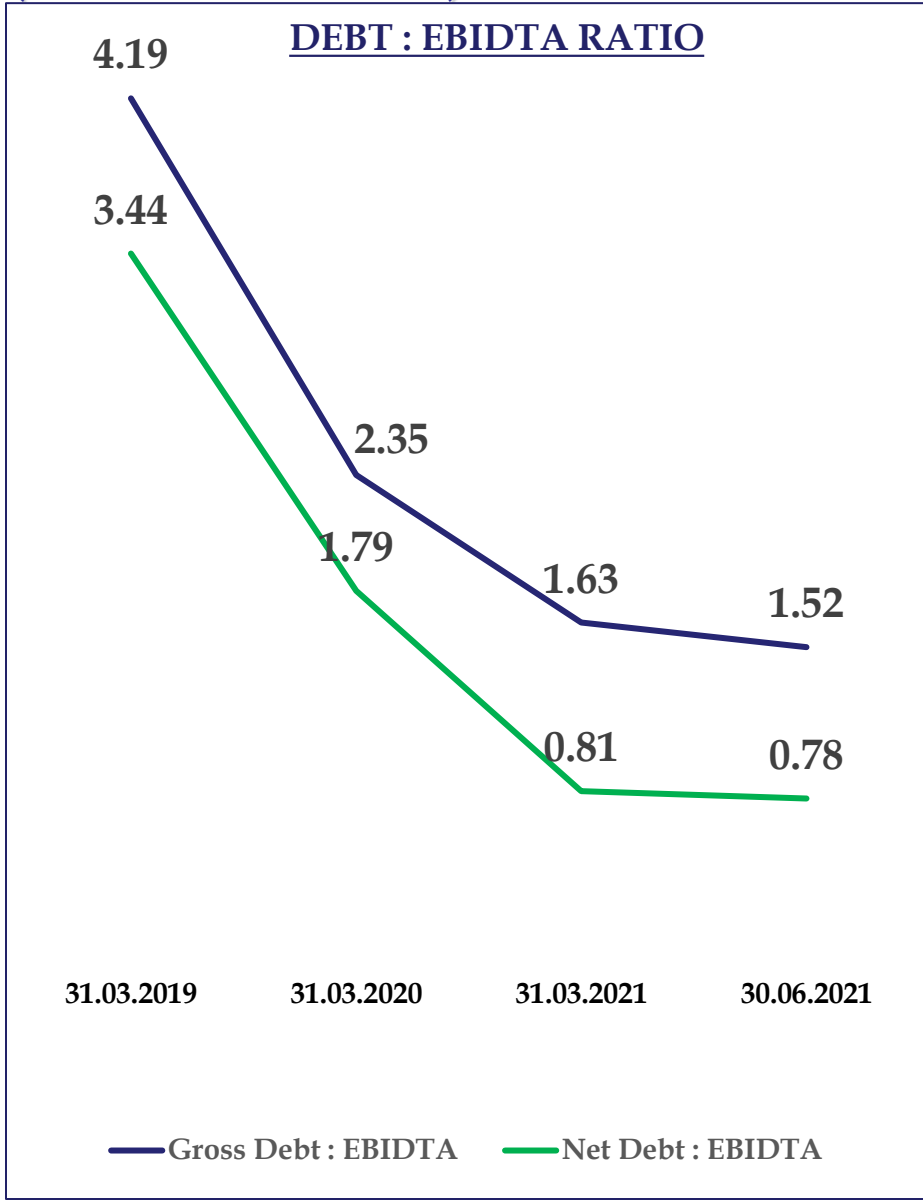
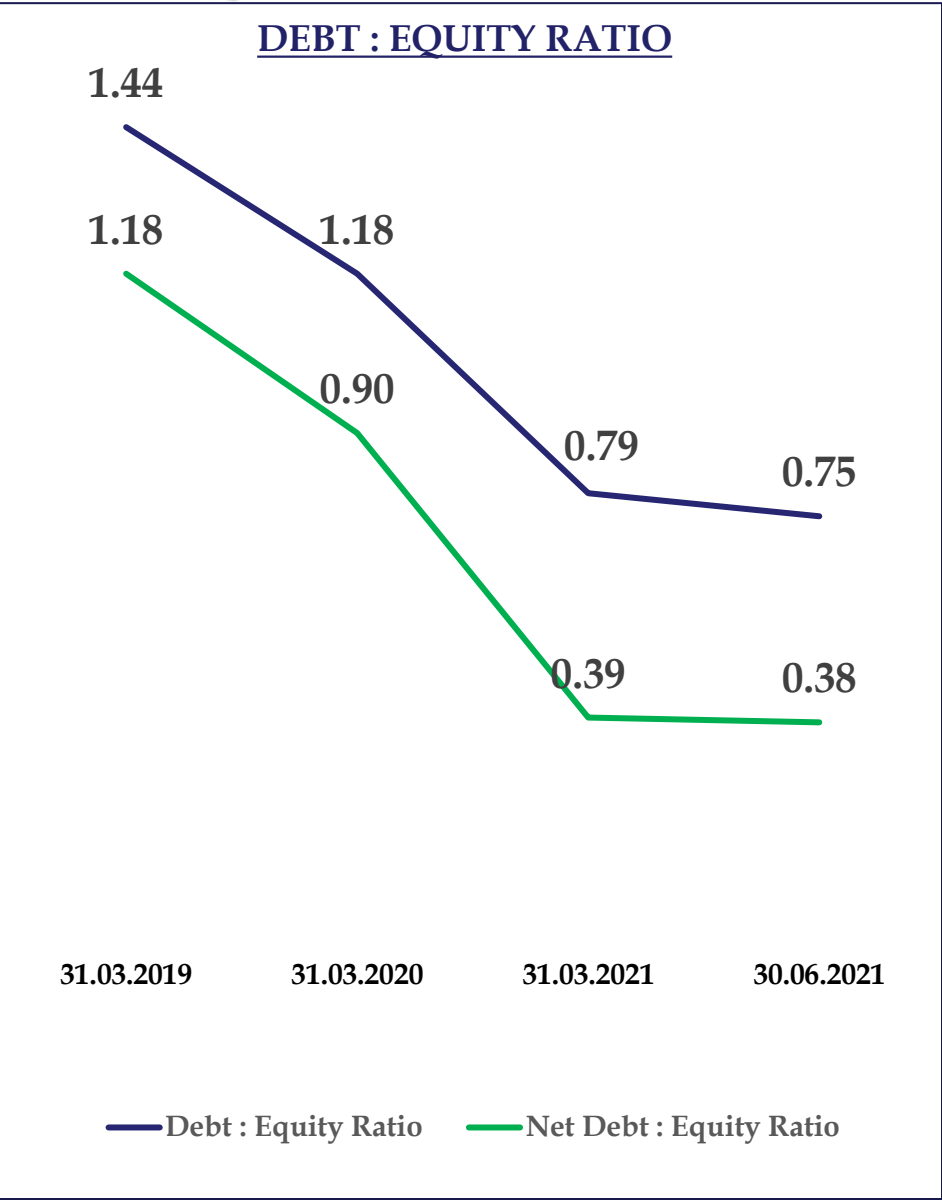
DEBT : EQUITY RATIO



DEBT : EBIDTA RATIO

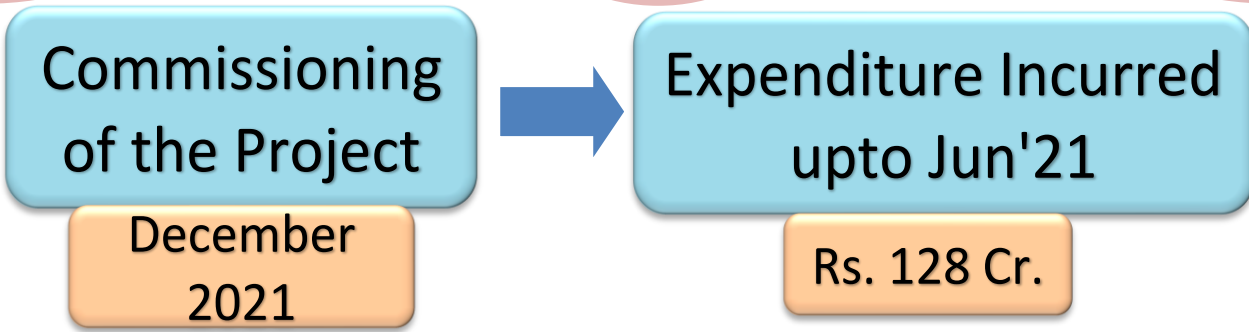
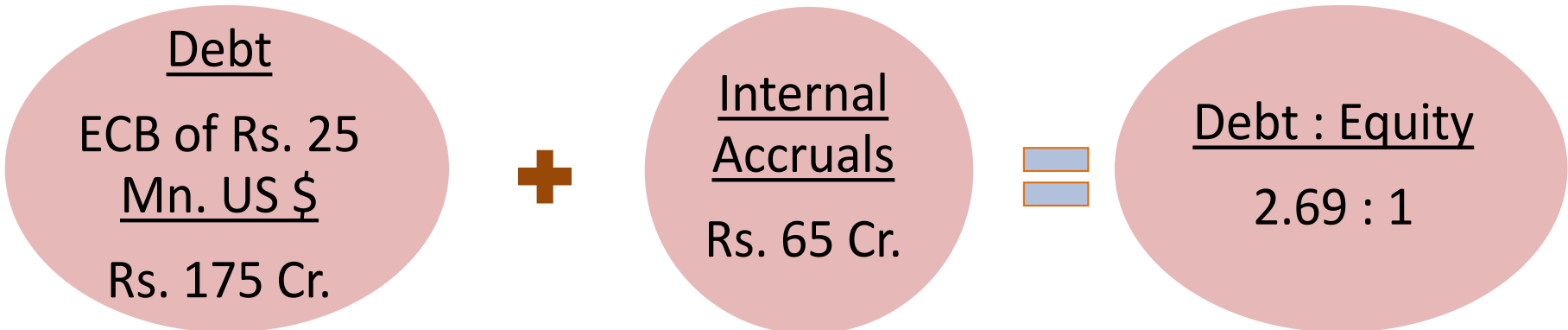
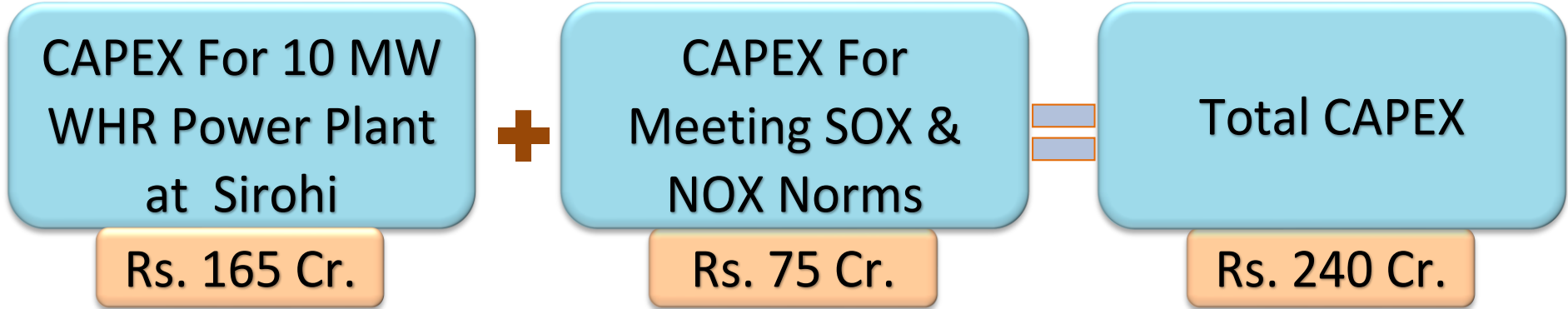


# DEBT : EQUITY & DEBT : EBIDTA RATIO ( CONSOLIDATED)





ONGOING CAPEX



ECB of US\$ 25 Mn. (approx. Rs. 175 Cr. tied up with SBI)



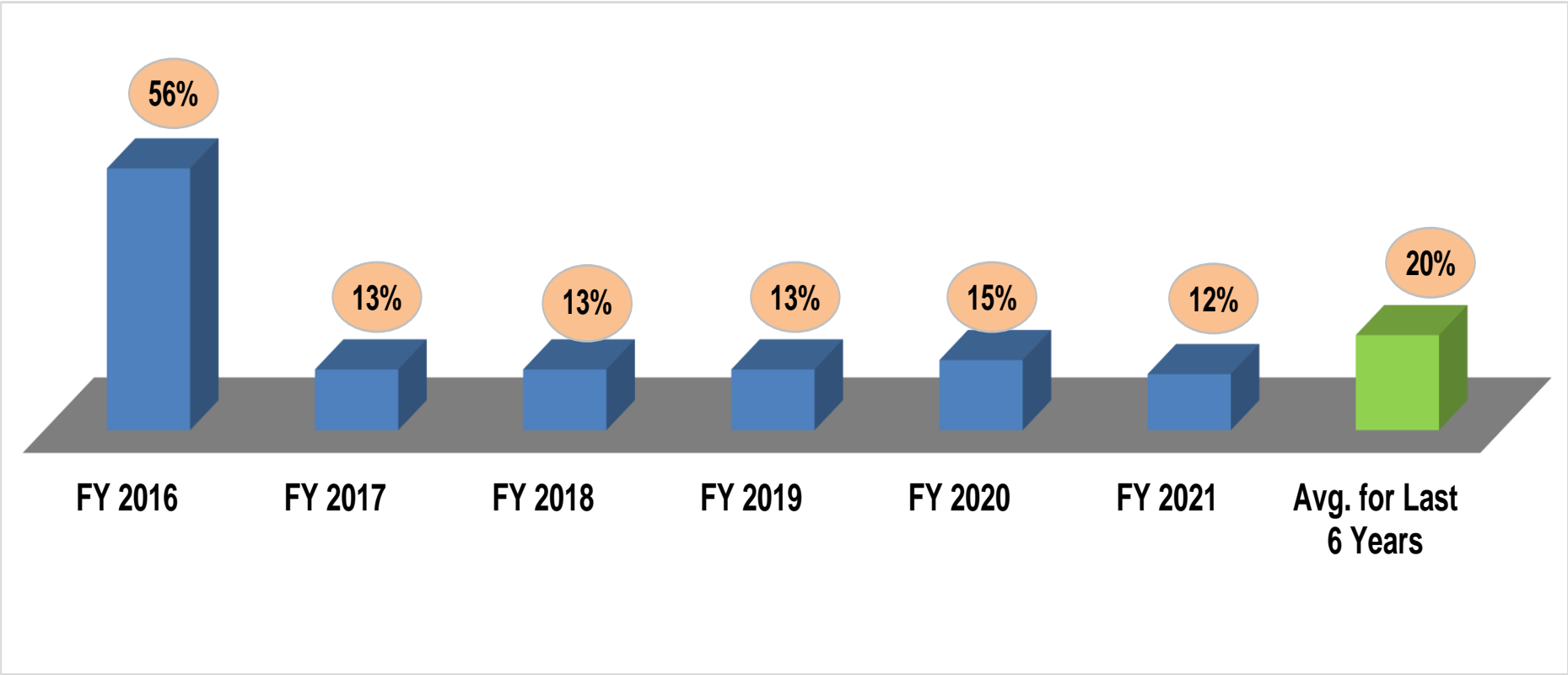
SHAREHOLDING PATTERN

I	Promoters & Promoter Group	46.21%
II	FII's,MFs,Banks etc.	37.82%
III	Public	15.97%
	Total	100.00%
I	Total Share Capital (Rs. Cr.)	58.85
II	Total No. of Shares (Cr.) (Face Value Rs. 5/- each)	11.77



# STAKEHOLDER'S TRUST

## SHAREHOLDER'S FRIENDLY INITIATIVES - CONSISTENT DIVIDEND PAYOUT





**Corporate Social Responsibility  
for transformative changes.....**





# CSR Response- during Covid-19 in the community



**During Covid-19 approx. 3750 Food Kits distributed to Vulnerable Families through Panchayat/ District Administration which benefitted 27000 people.**



**Distributed 55,000 Cotton Masks Stitched by JKLC & UCWL Trained Women**



**Awareness Meetings; Pamphlets; Home visits ; Banner display & ( Approx. 1.0 lakh people benefitted in our area)**





# Providing Medical Services to Pregnant Mothers and other Needy

- Total 603 Medical Camps including Eye & Dental - organized benefitting about 23,000 patients / people. (Durg/Jaykaypuram/ UCWL/Surat/ Jhajjar/ Kalol).
- 118 people with refractive error receive spectacles at UCWL, Udaipur.
- About 2000 Sanitary Pads distributed during Lockdown when non-availability was an issue.
- 29 Multi Drug Resistant-TB patients – 350 Food kits provided as per WHO Standards ( Kalol & Surat).
- Number of awareness meetings on HIV; Silicosis and others.



## Education – Ease of Learning through facilities improvement at Govt Schools & other multiple initiatives



Water stand at 15 Govt. Schools Benefitting 6341 students at Jaykaypuram

- Jaykaypuram -Provided school classroom furniture to 12 Govt schools benefitting 2442 students. 12 out of 18 schools in nearby 10 Panchayats have 100% furniture.
- Number of schools supported for infrastructure improvement - Boundary wall; Playground levelling ; Toilets; Handwashing Stations; Storage bin for Mid day meal grains & others.
- Continued support to Savera School for MR children at Jhajjar. 50 children benefitted. 51 girls enrolled into National Institute for Open School ( NIOS) for Std 10 & 12 at Surat & Kalol. Exam due in April/ May 2021.
- Cuttack- 137 Students from Std IX & X provided Books & Test Papers.



## Empowering women - Livelihoods Promotion for Income Generation

- 130 Women provided sewing machines at Jhajjar.
- 243 women completed tailoring training- UCWL-78; Jaykaypuram-35; Kalol-70; Durg-60
- 10 women in Phenyl making at Durg
- Beauty parlour training at Jaykaypuram- 16 women





# Initiatives for improving agricultural Practices & Livestock for income enhancement

- 80 marginal farmers provided vegetable seeds at Jaykaypuram.
- 03 Trainings (each of 03 days) for 78 farmers on improved agriculture & Vermi-composting at Jaykaypuram



**Lakshmi Integrated Livestock Project Initiated at Jaykaypuram benefitting 1200 families**





**JK Lakshmi Cement  
Awarded – Greatest  
Brand Award 2020 by  
Asia one.**



## **RECOGNITION AND FELICITATION**




**JK Lakshmi Cement  
Awarded – Fastest  
Growing Cement  
Company in Medium  
Category by Indian  
Cement Review**



JK Lakshmi Cement Awarded – Most Iconic Brand Award by Economic Times 2021

## RECOGNITION AND FELICITATION



Platinum Heavy Duty Cement Awarded – Most Promising Brand (Cement Sector) by Asia's Most Promising Brand 2020



Mr. Shrivats Singhania, Executive Director spotlighted in Forbes India Magazine in Top Leaders, Torchbearers of Vocal for Local

## RECOGNITION AND FELICITATION

Smt. Vinita Singhania, VCMD Featured in Chitraklekha Magazine Gujarat





# RECOGNITION AND FELICITATION

## CII National Award & Industry Sector Safety Excellence



Confederation of Indian Industry

### 8<sup>th</sup> CII National Award for Environmental Best Practices 2021

*This is to certify that*

**Udaipur Cement Works Limited, Udaipur, Rajasthan**

Project Title: Conservation of Natural Resources - Red Ocher, Mineral & Marine Gypsum

is a *"Most Innovative Environmental Project"*

*This is being given on completion of the National Competition for  
CII National Award for Environmental Best Practices  
held on 28 - 30 July 2021 over Virtual Platform.*

*K S Venkatagiri*

**K S Venkatagiri**  
Executive Director  
CII - Godrej GBC

*Pradeep Bhargava*

**Pradeep Bhargava**  
Chairman  
GreenCo & Environmental Council  
CII - Godrej GBC

*L S Ganapati*

**L S Ganapati**  
Chairman  
CII Environmental Best Practices Award  
CII - Godrej GBC



# RECOGNITION AND FELICITATION

## Other Recognitions



### Certificate of Excellence

• 2020-21



### Energy Award Performance

• 2020-21

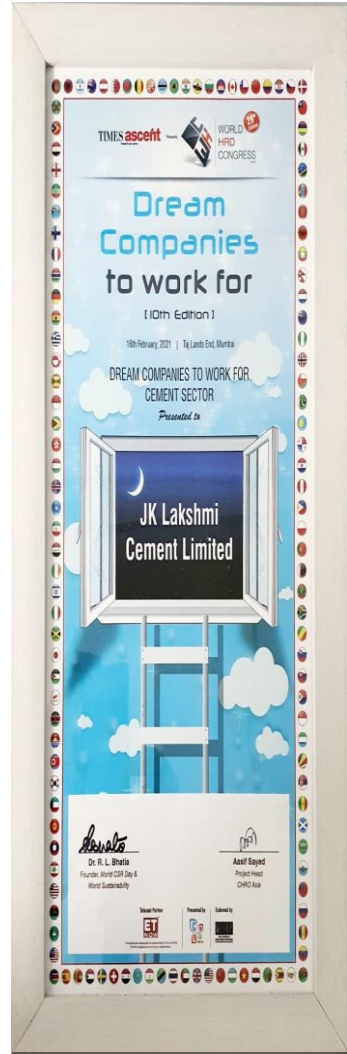
### Certificate of Achievement

*This is to certify that the poster submitted by*  
**Udaipur Cement Works Limited**  
*has been chosen as the*  
**'Best Poster'**  
*in the E-Poster Competition under the Category*  
**'Creating awareness on Energy Efficiency & Energy Conservation'**  
*This acknowledgement is based on the evaluation by the panel of  
Judges at 'EnerCon 2020' held during 7 – 12 December, 2020.*

### CII Godrej GBC- Best Energy Poster

• Awareness on Energy Efficiency

# RECOGNITION AND FELICITATION



Dream Companies To Work For” (Sector – Cement, 2021) by Times Ascent



“Best Employer Award 2019” By Employer Association of Rajasthan

National Award for Excellence in Water Management 2020 by CII



State Safety Award – 2021 by Government of Rajasthan

Best Energy Efficient Plant Coal-CPP by Mission Energy Foundation



# Way Forward



**Commissioning of Cement Mill - III at UCWL Plant to increase its Capacity from 1.60 Mn.Ton to 2.20 Mn. Ton. in Jun'2021.**

**Commissioning of WHR Plant of 10 MW at Sirohi by December 2021 will further improve Power Cost and efficiency.**

**Project for Capacity Expansion of 2.50 Mn. Ton at UCWL already announced.**

**Putting up Solar Power Plants at Sirohi and Durg for further Power Cost reduction.**

**Logistic Optimization with Group Company UCWL.**

**% of Premium Products continuously increase.**

**Reduction in Borrowing Cost on LT Loans through annual resetting.**



# Way Forward

Short Term Rating continues at **A1+ (highest possible rating) (CRISIL & CARE).**

Long Term Rating is '**AA**'.

Efficiency Parameters amongst best in Industry.

One of the Least Cost Producer of Cement in Industry.

Key Financial Ratios well within accepted Norms..

Introduction of New Brand Super SIXER..

Has Become a PAN India Player (Barring South) with a Capacity of 14 Mn. MT.





**Thank You**